



the Patio Door collection





Joyce Promise

In 1955, our co-founder named his start-up company after his wife Joyce. Her support and commitment to excellence set the foundation for quality products that are crafted to enhance your home for generations.

Today we continue her vision through state-of-the-art-manufacturing facilities that enable us to concentrate on the details that matter. Manufacturing quality products designed to custom fit your home, complement your style, and enhance your living space.



3 Generations Strong



Limited Lifetime
Transferable Warranty



Building Quality Home Improvement
Products Since 1955



99% of Waste is Recyclable



Dealer Network



Windows



Sunrooms



Patio Doors



Premium Vinyl Advantage

All our window and door products are made with a proprietary vinyl formulation to ensure the optimum in product quality, performance, and durability. This formulation includes a special UV inhibitor that helps provide superior weather-resistance to keep the windows installed in your home beautiful year after year. Vinyl is virtually maintenance-free to ensure years of ease. The frames and sashes easily clean with mild detergent and water. Vinyl's thermal and sound insulating properties enhance the energy efficiency of your home while taming outside noises.



Scratch resistant



Color retention



Sound absorption



Strong and durable



Low/no maintenance



Superior thermal efficiency




Affordable



Recyclable



Moisture resistant



Testing and Approval

All of our products have been third-party tested, exceeding industry standards.





Features and Benefits

Fully Fusion Welded

Fully welded vinyl frame and sashes create one solid, cohesive unit that withstands the harshest window and structural loads.¹

Metal Reinforcement

All PVC hollow stiles are reinforced with thick mill aluminum or steel for extra strength.

Integral Interlock

Deep pocket integral interlock gives extra protection against air infiltration.

Frame Protection

Integrated channel bumper offers protection to the frame by not allowing the operable sash to slide too far.

Custom Configurations

Door width ranges from 5' to 8' with a standard height of 79.5", but widths, heights, and number of panels can be customized to fit your needs.



Arete series shown.

Safety & Security

All doors come standard with tempered safety glass, that is 4x stronger than regular glass for enhanced safety and security.

Completely Weathertight

Double-fin weather stripping at the interior & exterior barriers protects against air and water infiltration, creating a tight seal, which heightens energy efficiency.

Exceptionally Tight Screens

Heavy-duty extruded aluminum screen is 10x stronger than roll form, and features inset locking handle for increased security.

Fully Secure

Keyed single-point or multiple-point locks are exceptionally secure. Foot locks are also available for extra protection.

Effortless Operation

Concealed, tandem zinc-plated steel rollers provide rust-free, smooth, and effortless operation.

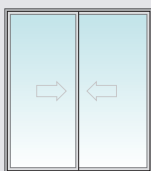
Multi-Chamber Extrusions

Engineered frames feature multiple chambers for structural performance and improved efficient thermal barriers.

Ready for Any Application

This door series is also available with a built-in nail fin* to the frame, allowing it to be used in new-construction applications.² *not shown

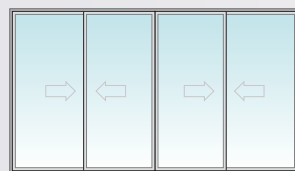
Available Configurations



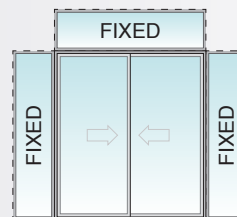
Two-Panel



Three-Panel Center Vent⁵



Four-Panel Center Vent⁵



Fixed Mullied Options

¹ Silensia series uses mechanically fastened frame, making it great for 2nd story applications or hard-to-reach areas in a home.

² Silensia series is offered with nail fin adapter (accessory profile added to frame).

⁵ Silensia series only.



Silensia Series Shown



Arete Series Shown



Silensia Series Shown



SmartShield Glass Packages and Performance

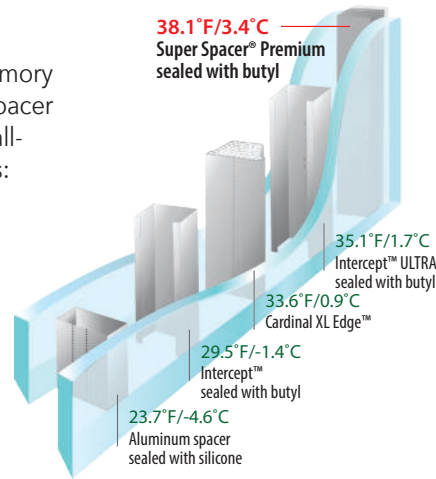


Utilizing our SmartShield technology, we are able to offer you superior glass options, tailored specifically to the area you live in. During cold winter months, low-emissivity (LoE) coatings with Super Spacer® greatly reduce heat loss by reflecting radiant heat back into your home - which helps with comfortable indoor temperatures, and reduces the need for excessive heating. During the summer months, LoE coatings reflect away the sun's heat, keeping your electricity costs lower, and your home cooler.

Super Spacer®

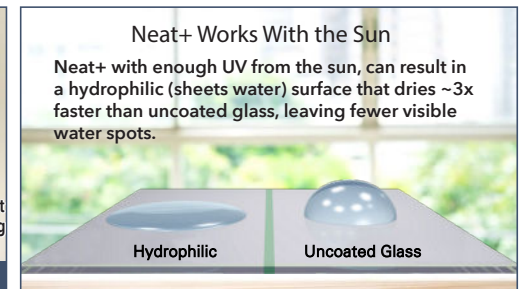
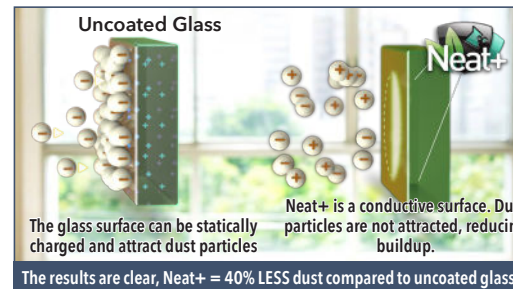
Best in its class, our multilayer memory foam spacer outperforms other spacer systems on the market due to its all-around performance and benefits:

- Better thermal performance
- Non-dissipating argon gas
- Sound absorption
- Unparalleled seal retention
- Mold prevention
- Longest lasting insulated glass unit in the industry

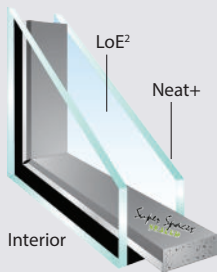


Cleaner. Greener. Neat+

Neat+ is a durable, permanent coating comprised of titanium dioxide. It uses next generation technology to break down greenhouse gases. That means less pollutants and dust can reach your window, resulting in a window that stays naturally cleaner longer without the work!



J2 with Neat+

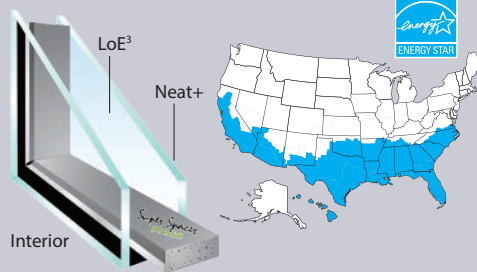


47% More Efficient in Winter

53% More Efficient in Summer

86% UV Rays Blocked

J3 with Neat+

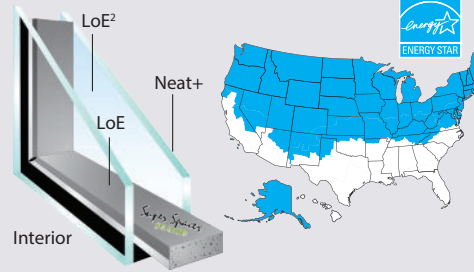


50% More Efficient in Winter

65% More Efficient in Summer

95% UV Rays Blocked

J21 with Neat+

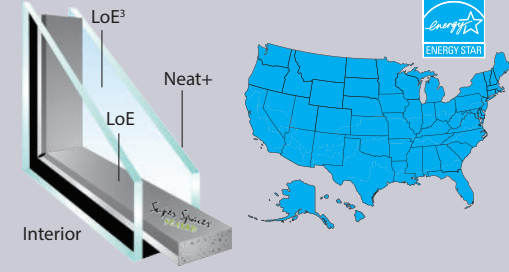


59% More Efficient in Winter

55% More Efficient in Summer

86% UV Rays Blocked

J31 with Neat+



59% More Efficient in Winter

66% More Efficient in Summer


95% UV Rays Blocked

Performance ratings may vary based on grids, glass strength, or other options. % calculations are compared to a dual insulated clear glass unit. Silensia patio doors come standard with Cardinal Endur Spacer, and without Neat+.



Options *and* Finishes

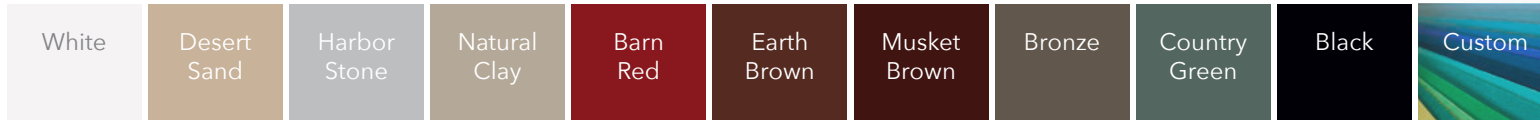
Interior/Exterior



Interior Woodgrains

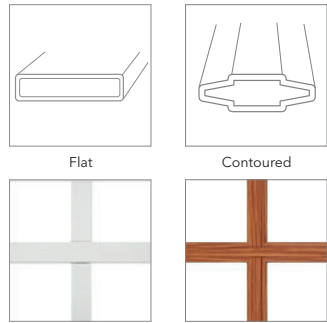


Prizm: Exterior Acrylic Coating




The colors represented in this brochure are for illustrative purposes only and do not reflect the actual colors. Please refer to a certified Joyce color swatch ring for an accurate representation.

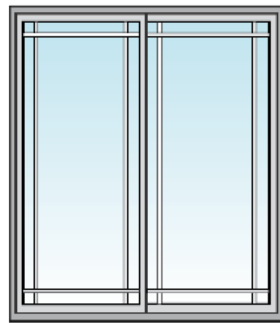
Grids



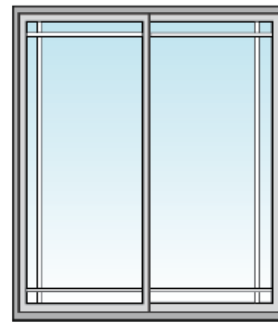
Custom grids and other finishes available.



Colonial



Prairie




Perimeter Prairie

Interior Blinds



Arete series only for standard six-foot with white blinds exclusively.

Choice of Handles



Locking Options



^A Arete series only.

^S Silensia series only.

^{AM} If selecting Arete series, multi-point lock option is required with this finish. Not all options or finishes are represented. Please see your Joyce dealer for further details.



Warranties We Stand Behind*

- Limited Lifetime Transferable Warranty
- Lifetime Glass Seal Failure
- Supplemental Lifetime Glass Breakage

*Celebrating 70 Years
of Excellence in 2025*



Windows • Patio Doors • Sunrooms

*See actual warranties for full details.



Scan to Learn More About
the Arete Patio Door



Scan to Learn More About
the Silensia Patio Door

1125 BEREA INDUSTRIAL PARKWAY • BEREA, OH 44017 • (800) 824-7988 • WWW.JOYCEMFG.COM

©2025 Joyce Manufacturing Co., Inc. All rights reserved. We may amend, update, or otherwise make changes without notice. All photos and illustrations are property of Joyce Manufacturing Company, Inc., and approved vendors.

Cardinal Glass: Values are calculated BTU Heat Loss and Gained using Cardinal Glass' Technical Glass Guide 3.0 (p. 12) according to NFRC environmental conditions. Double-pane IG dimensions: 1/2" airspace, 90% argon filled for LoE products. Coatings on #2 and #4. Triple-pane IG construction: 1/2" airspace, 90% argon filled for LoE products. Coatings on #2, #4, and #6. NFRC conditions- 0°F outside, 70°F inside were used for all calculations. All airspaces were 9/16" with 100% argon filling. Super Spacer® and Duralite® are registered trademarks of Quanex Building Products. Source of P1 Test Results: Glass Digest, November 1992, Test RLS08006B. SuperSpacer: Simulations performed by WSP Canada Ltd. using Window 7.4 and Therm 7.4, according to NFRC 100-2014 and NFRC 200-2014. All models were 1200 x 1500 mm (approx. 48" x 60") and NFRC-2010 conditions - 0°F outside, 70°F inside - were used for all simulations. Low-e glass for double-pane IG was Cardinal Low-E² 270; low-e glass for triple-pane IG was Cardinal Low-E³ 366. All air spaces 0.500" wide, with 90% Argon fill. Doubles were modeled as IG units only and in Mikron 1400 series SSTDH; triples were modeled as IG only and in Mikron 10700 (EnergyQuest) series SSTDH. Secondary sealant materials and depths are as listed. Temperature values shown are from modeling results, and were measured at the sightline (SL) and at 0.5" above the sightline (SL+1/2"). thick. Super Spacer®, Duralite® and Duraseal® are registered trademarks of Quanex Building Products. XL Edge™ and Neat+™ is a trademark of Cardinal Glass Industries. [QBP17M00614] Smartshield: Smartshield is the intellectual property of Joyce Manufacturing Company. Intercept and Intercept Ultra Citation: Intercept® and Intercept Ultra® is a registered trademark of Vitro® Architectural Glass. Flexscreen™ is a trademark of Reflex Brands. Phiferglass®, Bettervue®, and Water Shed Technology™ are registered trademarks of Phifer. Duo Tilt™ is a trademark of Roto Frank of America.