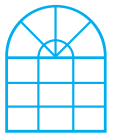




the Heritage collection



Craftsmanship that
lasts for *generations*



Joyce Promise

In 1955, our co-founder named his start-up company after his wife Joyce. Her support and commitment to excellence set the foundation for quality products that are crafted to enhance your home for generations.

Today we continue her vision through state-of-the-art-manufacturing facilities that enable us to concentrate on the details that matter. Manufacturing quality products designed to custom fit your home, complement your style, and enhance your living space.



3 Generations Strong



Limited Lifetime
Transferable Warranty



Building Quality Home Improvement
Products Since 1955



99% of Waste is Recyclable



Dealer Network



Windows



Sunrooms



Patio Doors



Premium Vinyl Advantage

All our window and door products are made with a proprietary vinyl formulation to ensure the optimum in product quality, performance, and durability. This formulation includes a special UV inhibitor that helps provide superior weather-resistance to keep the windows installed in your home beautiful year after year. Vinyl is virtually maintenance-free to ensure years of ease. The frames and sashes easily clean with mild detergent and water. Vinyl's thermal and sound insulating properties enhance the energy efficiency of your home while taming outside noises.



Scratch resistant



Color retention



Sound absorption



Strong and durable



Low/no maintenance



Superior thermal efficiency



Affordable



Recyclable



Moisture resistant



Testing and Approval

All of our products have been third-party tested, exceeding industry standards.





Features *and* Benefits

Constant Force Balancing

Stainless steel **clock-spring balance system** lets you lift a 20 lb. sash with a single finger.

Lock & Tilt Hardware

DuoTilt™ hardware system* eliminates the need for tilt latches, offering a clean and modern look.

Architectural Aesthetics

Our **cove molding's decorative profile** brings that fashionable look to complement your home.

Fully Fusion Welded

A **four-point welding process** creates one solid, cohesive unit that withstands the harshest wind and structural loads.

Double-Strength Seal

Much like a refrigerator door, the power of **magnets** and our **closed cell bulb seal** stops air infiltration and cold drafts.

Multi-Chamber Extrusions

Engineered frames feature **multiple chambers** for structural performance and improved efficient thermal barriers.

Foam-Filled

High-density polyurethane foam in the frame and sash cavities provide superior energy efficiency.

Completely Weathertight

Double-fin weather stripping at the interior and exterior barriers protects against air and water infiltration, creating a tight seal.

Composite Reinforcement

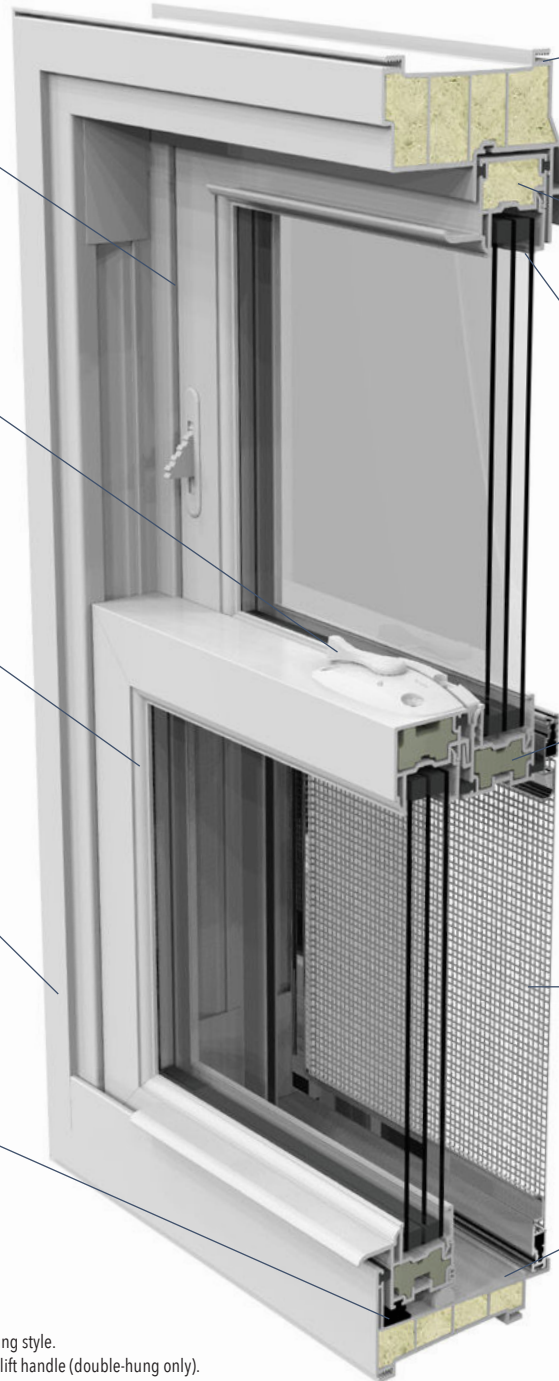
Our **C-Core Technology** has structural performance grades that exceed 200mph winds, 12% more thermally efficient than aluminum, and is completely recyclable.

Exceptionally Strong Screens

Standard **extruded aluminum half screen** is 10x stronger than roll form, with optional upgrade to full or FlexScreen.

Superior Sill Design

Truly **sloped sill** design naturally sheds water away from your home, eliminating any possibility of ice or water backup.



*DuoTilt™ Hardware System is an upgraded option only available with Heritage series in double-hung style. Window is shown with optional Deluxe Foam Fill package using C-Core reinforcement in lock sash lift handle (double-hung only).





SmartShield Glass Performance

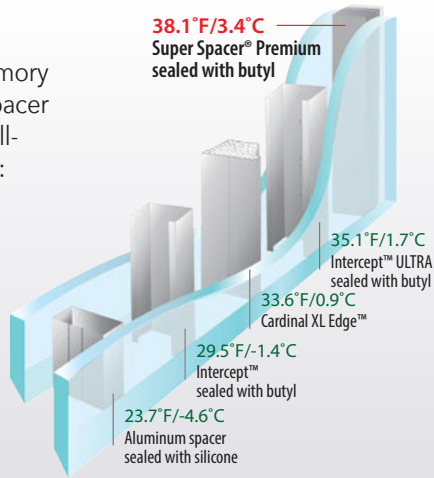


Utilizing our SmartShield technology, we are able to offer you superior glass options, tailored specifically to the area you live in. During cold winter months, low-emissivity (LoE) coatings with Super Spacer® greatly reduce heat loss by reflecting radiant heat back into your home – which helps with comfortable indoor temperatures, and reduces the need for excessive heating. During the summer months, LoE coatings reflect away the sun's heat, keeping your electricity costs lower, and your home cooler.

Super Spacer®

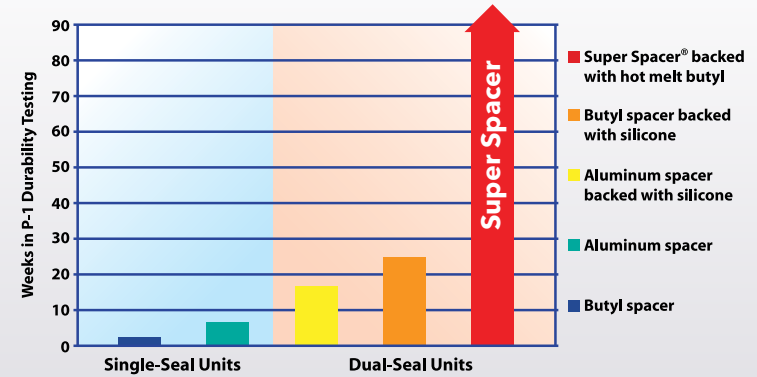
Best in its class, our multilayer memory foam spacer outperforms other spacer systems on the market due to its all-around performance and benefits:

- Better thermal performance
- Non-dissipating argon gas
- Sound absorption
- Unparalleled seal retention
- Mold prevention
- Longest lasting insulated glass unit in the industry



Super Spacer sealed units have been shown to have up to nine times the life expectancy* of single-seal insulating glass systems available on the market today.

The P1 test, the world's toughest insulated glass durability test, exposes units to 140°F (60°C), 95-100% humidity and constant UV bombardment. Each week of testing is approximately equivalent to one year of field use. Super Spacer units have tested to show a loss of less than 1% argon gas in 5 years of service life simulation.



Cleaner. Greener. Neat+

Neat+ is a durable, permanent coating comprised of titanium dioxide. It uses next generation technology to break down greenhouse gases. That means less pollutants and dust can reach your window, resulting in a window that stays naturally cleaner longer without the work!



Uncoated Glass

The glass surface can be statically charged and attract dust particles

Neat+

Neat+ is a conductive surface. Dust particles are not attracted, reducing buildup.

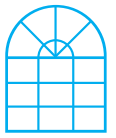
The results are clear, Neat+ = 40% LESS dust compared to uncoated glass.

Neat+ Works With the Sun

Neat+ with enough UV from the sun, can result in a hydrophilic (sheets water) surface that dries ~3x faster than uncoated glass, leaving fewer visible water spots.

Hydrophilic

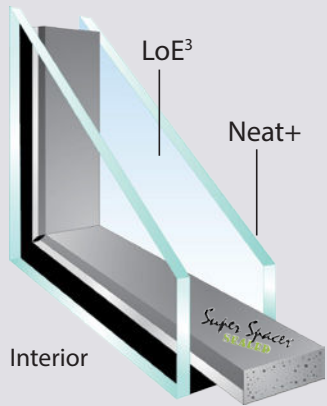
Uncoated Glass



SmartShield Glass Packages

As an ENERGY STAR® partner, we are committed to excellence by producing top-quality, energy-efficient windows and patio doors that surpass their rigorous standards. Our products are independently tested and certified to meet the EPA's strict energy-efficiency criteria. By collaborating with the ENERGY STAR program, our engineers have developed products that not only save energy but also deliver exceptional value to you.

J3 with Neat+

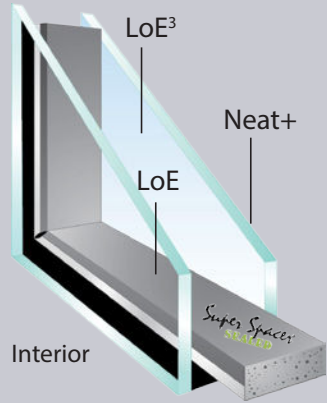


50% More Efficient in Winter

65% More Efficient in Summer

95% UV Rays Blocked

J31 with Neat+

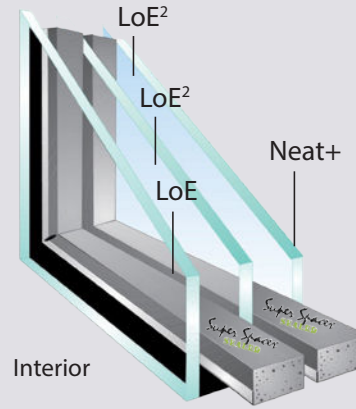


59% More Efficient in Winter

66% More Efficient in Summer

95% UV Rays Blocked

TJ221 with Neat+



68% More Efficient in Winter

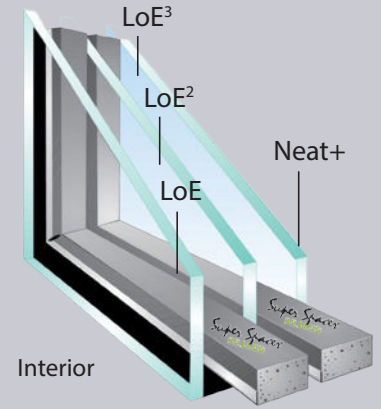
55% More Efficient in Summer

94% UV Rays Blocked



Northern Zone
North-Central Zone
South-Central Zone
Southern Zone

TJ321 with Neat+



70% More Efficient in Winter

69% More Efficient in Summer

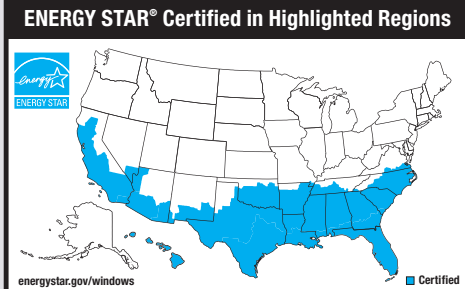
98% UV Rays Blocked



North-Central Zone
South-Central Zone
Southern Zone

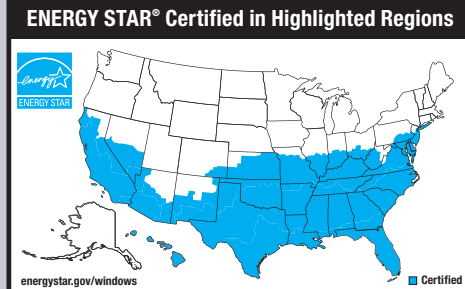
J3 with Neat+ PERFORMANCE RATINGS			
U-Factor (U.S./I-P)	Solar Heat Gain Coefficient	Visible Transmittance	Air Leakage (US/I-P)
0.27	0.21	0.49	≤0.3

Manufacturer stipulates that these ratings conform to applicable NFRC procedures for determining whole product performance. NFRC ratings are determined for a fixed set of environmental conditions, and a specific product size. NFRC does not recommend any product and does not warrant the suitability of any product for specific use. Consult manufacturer's literature for other product performance information. www.nfrc.org



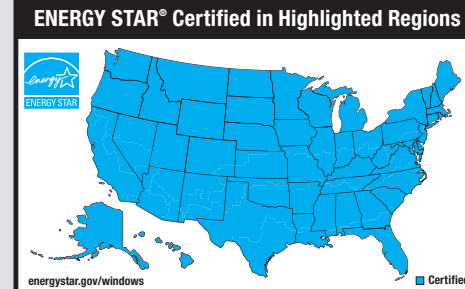
J31 with Neat+ PERFORMANCE RATINGS			
U-Factor (U.S./I-P)	Solar Heat Gain Coefficient	Visible Transmittance	Air Leakage (US/I-P)
0.23	0.21	0.48	≤0.3

Manufacturer stipulates that these ratings conform to applicable NFRC procedures for determining whole product performance. NFRC ratings are determined for a fixed set of environmental conditions, and a specific product size. NFRC does not recommend any product and does not warrant the suitability of any product for specific use. Consult manufacturer's literature for other product performance information. www.nfrc.org



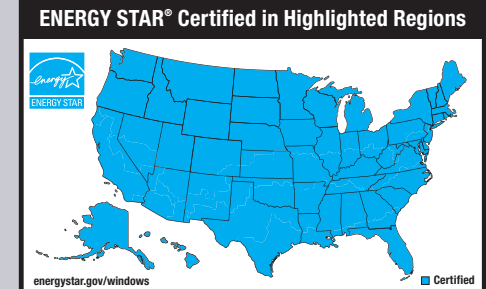
TJ221 with Neat+ PERFORMANCE RATINGS			
U-Factor (U.S./I-P)	Solar Heat Gain Coefficient	Visible Transmittance	Air Leakage (US/I-P)
0.20	0.22	0.41	≤0.3

Manufacturer stipulates that these ratings conform to applicable NFRC procedures for determining whole product performance. NFRC ratings are determined for a fixed set of environmental conditions, and a specific product size. NFRC does not recommend any product and does not warrant the suitability of any product for specific use. Consult manufacturer's literature for other product performance information. www.nfrc.org



TJ321 with Neat+ PERFORMANCE RATINGS			
U-Factor (U.S./I-P)	Solar Heat Gain Coefficient	Visible Transmittance	Air Leakage (US/I-P)
0.19	0.17	0.38	≤0.3

Manufacturer stipulates that these ratings conform to applicable NFRC procedures for determining whole product performance. NFRC ratings are determined for a fixed set of environmental conditions, and a specific product size. NFRC does not recommend any product and does not warrant the suitability of any product for specific use. Consult manufacturer's literature for other product performance information. www.nfrc.org



Ratings shown above are for Heritage double-hung windows. Performance ratings may vary based on grids, glass strength, or other options. % calculations are compared to a dual insulated clear glass unit. Neat+ on glass package TJ221 available later in 2024.



Casement *and* Awning

Slim lines and a coved exterior sash give these hinged windows a timeless look with a ton of viewable glass area, not to mention up to 100% ventilation.

- Fully-welded, multi-chambered construction for superior structural performance
- Dual seals at the sash and frame ensure no air or water infiltration
- Casements outward swing of up to 90 degrees will allow you to clean your exterior glass from the inside
- Awning windows are hinged at the bottom and can be used on rainy or sunny days
- Optional FlexScreen maximizes your internal viewable area while giving you a clean modern look



Low profile fold-down lock handle provides sleek recessed look



A single-lever, multi-point locking system ensures exceptional security



Self-lubricating stainless steel hardware ensures a lifetime of worry-free enjoyment



Bow & Bay *Windows*

Add an exceptional architectural focal point to your exterior! Or better yet, expand your interior living space with a bay or bow window.

- Hand-selected, furniture-grade oak or birch can be custom finished to match any interior laminate or vinyl color
- Picture window casing and stops can be pre-mitered and custom finished for the perfect look
- Internal PVC panning system for protection against ice and water
- Roof hips, when applicable, can be pre-made and shingled to match
- Optional recessed LED lights create the perfect ambiance
- Possibilities are endless with degrees, finishes, window styles, and options



R9 insulated Super Seat comes standard



- Timberstrand laminated structural mullions provide superior strength and support
- Exterior color-matched cladding comes standard





Sliding Windows

Sliding windows are great for openings that are more wide than tall, which can offer an expansive, unobstructed view of the outdoors, while providing plenty of fresh air.

- Fully-welded, multi-chambered construction for superior structural performance
- Polyurethane foam filled frames and sashes for the best energy efficiency
- C-Core reinforcement at the meeting rail for superb structural & thermal performance
- Double-fin weather stripping to create a tight seal against air & water infiltration
- Color-matched, heavy-duty zinc cam locks offer pick-resistant security
- Dual brass rollers that ensure decades of smooth, easy operation
- Lift-out sashes that make cleaning the exterior glass exceptionally easy
- Extruded aluminum screen frame with fiberglass mesh for 10x more strength



Picture Windows

Enjoy the wide-open, panoramic views and abundance of natural light that picture windows will bring to your home. Picture windows are non-operable and feature a single-frame design that makes them the most airtight window style you can purchase.

- Fusion welded, multi-chamber design for structural and thermal performance
- Polyurethane foam filled frame for rigidity and enhanced thermal efficiency
- The superior frame design with a weep fortification system gives you an extra bonus layer of protection against any water or ice infiltration
- The slimline profile maximizes your viewing area without jeopardizing strength or efficiency for a lifetime of enjoyment





Specialty Shapes

Specialty shape windows are customized in a limitless array of different geometric patterns. They allow you to select a shape that complements the style of your home or to replace an existing specialty window you currently have. They are often used as architectural accents to enhance the visual appeal of your home. When strategically placed, they draw the “Aha!” moment as a focal point, or add a unique touch to your architecture.

- Full selection of geometric shapes and configurations, including but not limited to: Circle, circle tops, eyebrows, arched, octagons, triangles, pentagons, and more!
- Accessory grooves allow for shape patterns to be mullled to other window styles to give the appearance of a single unit
- Multiple chamber frame design for better thermal performance
- The slimline profile maximizes your viewing area without jeopardizing strength or efficiency for a lifetime of enjoyment

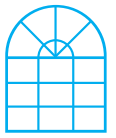


Garden Windows

Turn your home into an atrium with a garden window. These windows extend outward from the side of a structure, creating a small, sunlit space suitable for growing plants and herbs or displaying other decorative items. Garden windows are most commonly installed over a kitchen sink or in a breakfast nook, but they can be found in other areas of a home as well.

- Glass panels on three sides, allowing for maximum exposure to sunlight
- Operable side vents to allow fresh air in
- Sloped tempered glass roof to allow even more sunlight to enter
- Easy access to locks and operators
- Low-E glass packages available that are harmless to plants
- Customizable seat and trim packages to suit your style





Options *and* Finishes

Interior/Exterior




*Acrylic coating.

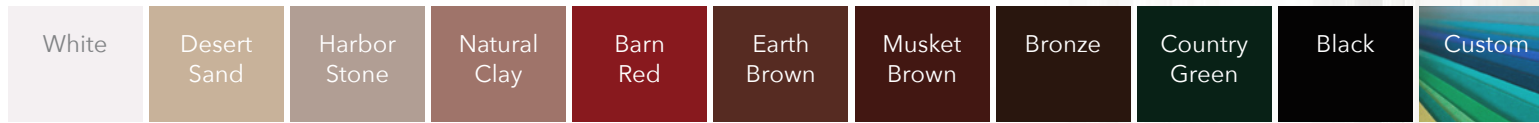
Interior Woodgrains



Exterior Laminate

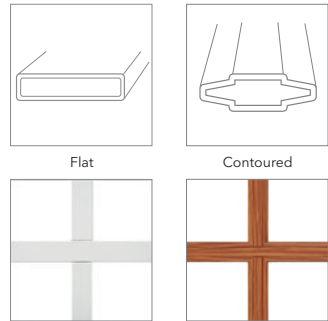


Prizm: Exterior Acrylic Coating




The colors represented in this brochure are for illustrative purposes only and do not reflect the actual colors. Please refer to a certified Joyce color swatch ring for an accurate representation.

Grids



Custom grids and other finishes available.

Window Grid Patterns




Colonial

Prairie

Perimeter Prairie

Tint Options



Bronze

Gray



Hardware Upgrades[†]



Black

Satin Nickel

Screens



Screens available in half or full window. All screens - including FlexScreen™ - include Water Shed Technology™.

Specialty Glass Options



Obscure

Rain

Tempered and laminated glass available for all glass options.

[†]Hardware upgrades available later in 2024. Black hardware is not available on interior woodgrains. Not all options or finishes are represented. Please see your Joyce dealer for further details.



Warranties We Stand Behind*

- Limited Lifetime Transferable Warranty
- Lifetime Glass Seal Failure
- Supplemental Lifetime Glass Breakage

*Celebrating 70 Years
of Excellence in 2025*



Windows • Patio Doors • Sunrooms

*See actual warranties for full details.



Scan to Learn More About
the Heritage Collection



Scan to Use Our
3D Window Visualizer
(Available third quarter of 2024.)

1125 BEREA INDUSTRIAL PARKWAY • BEREA, OH 44017 • (800) 824-7988 • WWW.JOYCEMFG.COM

©2024 Joyce Manufacturing Co., Inc. All rights reserved. We may amend, update, or otherwise make changes without notice. All photos and illustrations are property of Joyce Manufacturing Company, Inc., and approved vendors.

Cardinal Glass: Values are calculated BTU Heat Loss and Gained using Cardinal Glass' Technical Glass Guide 3.0 (p. 12) according to NFRC environmental conditions. Double-pane IG dimensions: 1/2" airspace, 90% argon filled for LoE products. Coatings on #2 and #4. Triple-pane IG construction: 1/2" airspace, 90% argon filled for LoE products. Coatings on #2, #4, and #6. NFRC conditions- 0°F outside, 70°F inside were used for all calculations. All airspaces were 9/16" with 100% argon filling. Super Spacer® and Duralite® are registered trademarks of Quanex Building Products. Source of P1 Test Results: Glass Digest, November 1992, Test RLS08006B. SuperSpacer: Simulations performed by WSP Canada Ltd. using Window 7.4 and Therm 7.4, according to NFRC 100-2014 and NFRC 200-2014. All models were 1200 x 1500 mm (approx. 48" x 60") and NFRC-2010 conditions - 0°F outside, 70°F inside - were used for all simulations. Low-e glass for double-pane IG was Cardinal Low-E² 270; low-e glass for triple-pane IG was Cardinal Low-E³ 366. All air spaces 0.500" wide, with 90% Argon fill. Doubles were modeled as IG units only and in Mikron 1400 series SSTDH; triples were modeled as IG only and in Mikron 10700 (EnergyQuest) series SSTDH. Secondary sealant materials and depths are as listed. Temperature values shown are from modeling results, and were measured at the sightline (SL) and at 0.5" above the sightline (SL+ 1/2"). thick. Super Spacer®, Duralite® and Duraseal® are registered trademarks of Quanex Building Products. XL Edge™ and Neat+™ is a trademark of Cardinal Glass Industries. [QBP17M00614] Smartshield: Smartshield is the intellectual property of Joyce Manufacturing Company. Intercept and Intercept Ultra Citation: Intercept® and Intercept Ultra® is a registered trademark of Vitro® Architectural Glass. Flexscreen™ is a trademark of Reflex Brands. Phiferglass®, Bettervue®, and Water Shed Technology™ are registered trademarks of Phifer. Duo Tilt™ is a trademark of Roto Frank of America.

032024 SOUTH